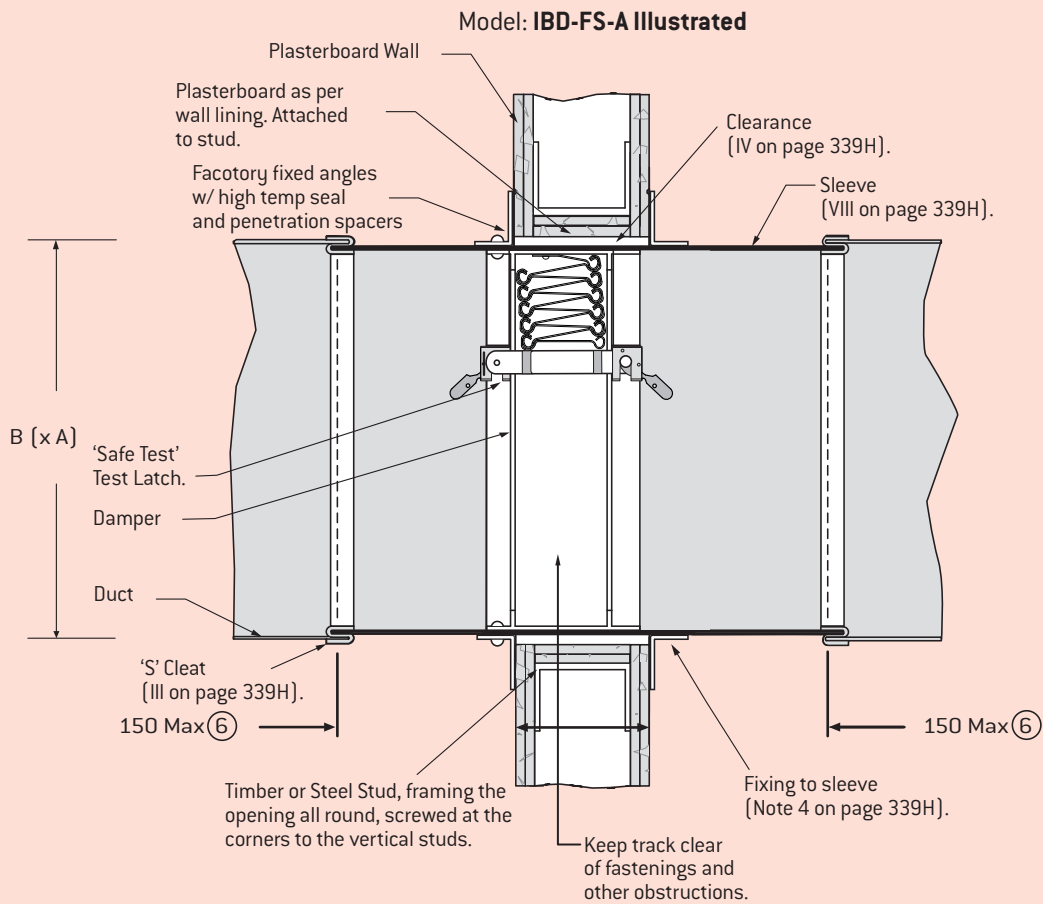


Vertical Damper Installation

IBD-FS Fire and Leakage Rated Damper, Installation in a Plasterboard Wall.



(IBD-FS-B, C, CR & CO similar, with duct connections as per masonry drawings on page 340H).

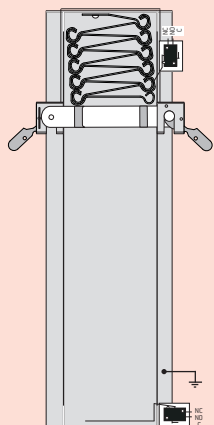
Reset and Release Microswitches

Optional Release and/or Reset Microswitches are available, factory fitted.

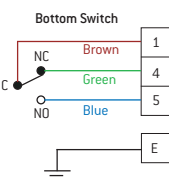
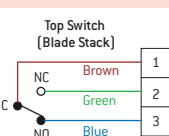
(Note: Standard switches are not fire rated).

Contact your local Holyoke branch for details.

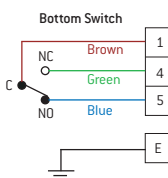
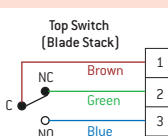
IBD-FS Reset and Release Micro Switches



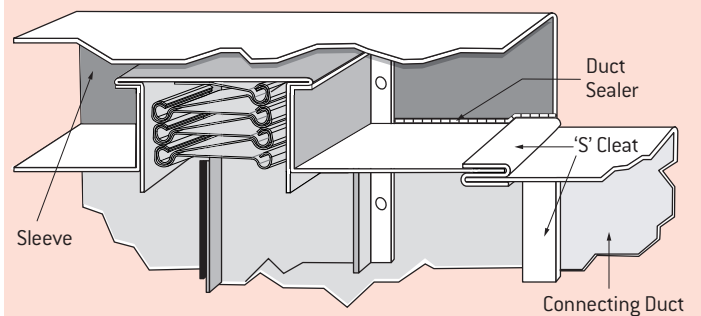
Damper Open
(Blades Stacked)



Damper Closed
(Blades Released)



Duct attachment method for the IBD-FS-B in Sleeve



Notes

1. Refer to Damper Installation and Notes on Page 339H.
2. For Various Duct Connection Styles refer to page 340H.
3. Refer to Note 6. on Page 344H.
4. Above details are intended as a guide for field installation of sleeves.