



LV75 ROOF SPACE VENT

The Metrotile LV75 roof space vent is designed to provide an integrated outlet for the passive release of moisture laden air from the roof space. When used in conjunction with venting at the eaves, it creates a simple in/out airflow pattern to adequately ventilate the roof space. In many parts of Europe (with similar temperature variations to New Zealand), this type of venting is mandatory for the removal of moisture created inside all residential homes (from cooking, bathrooms, heating etc). In New Zealand it is fast becoming recognised that increasingly air-tight construction methods are allowing less of the natural moisture created on our homes to be released. This moisture laden air often ends up in the roof space where it can condense on the roof.

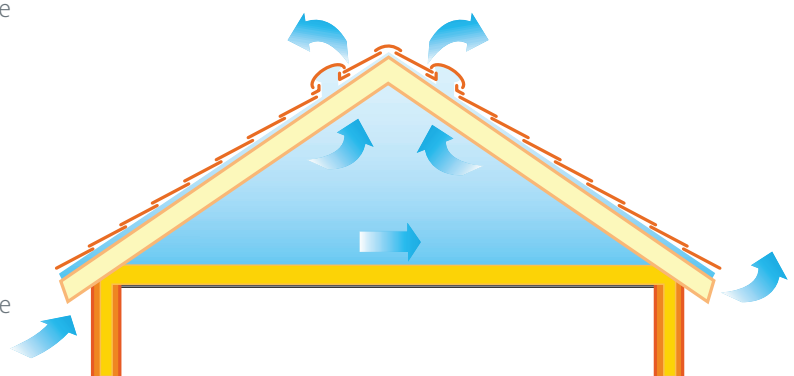
The LV75 Vent forms part of our High Performance Roofing System. This vent is designed to match the roof profiles and to be positioned within 1 metre of the ridgeline, and on the opposite side to the prevailing wind. The natural draw created by wind pressure helps to remove air from within the roof space. The unique design of our roofing system means no penetration needs to be cut in the roof, and no need for ancillary trades to get up on the roof after the roofer has completed the install.

Metrotile recommends 1 x LV75 Roof Space Vent every third tile within 1 metre of all ridge lines, this will equate to 1 vent every 4th truss spacing (or every 3.6m) at the ridge line. This should be matched with the same vent space area at the eaves to create adequate air flow within the roof space.

It requires no further flashing, and is installed by a qualified roofer who is trained to install the weather-tight roofing system.

Unique Design

- Integrated with the Metrotile roof profiles
- Coated in the same colour as the Zinalume satin or stone-chip textured profile
- Built in protective grille to keep out debris, birds, leaves and rodents
- Allows natural airflow from the roof space to help remove moisture from the home, creating a healthier living environment, and protecting the structure from moisture damage.



LV75 ROOF SPACE VENT

Superior Performance

- No penetration cut in the roof, and fits easily near the ridge line where warm/moist air will accumulate in the roof space
- Installed by a qualified roofer, no need for ancillary trades to get up on the roof
- Integrated underlay flashing available to ensure the weather-tight integrity of the roofing system, and to keep the roof space bug/vermin free.

Easy Installation





Install easily into the roof, because the vent has been moulded to match in with the Metrotile tile profiles. There is no need for roof surface preparation, the need to fit special flashings, or mould flexible flashings by hand to fit the shape of the roof profile.

Integrated underlay flashing available to ensure the weather-tight integrity of the roofing system, and to keep the roof space bug/vermin free.

Specifications

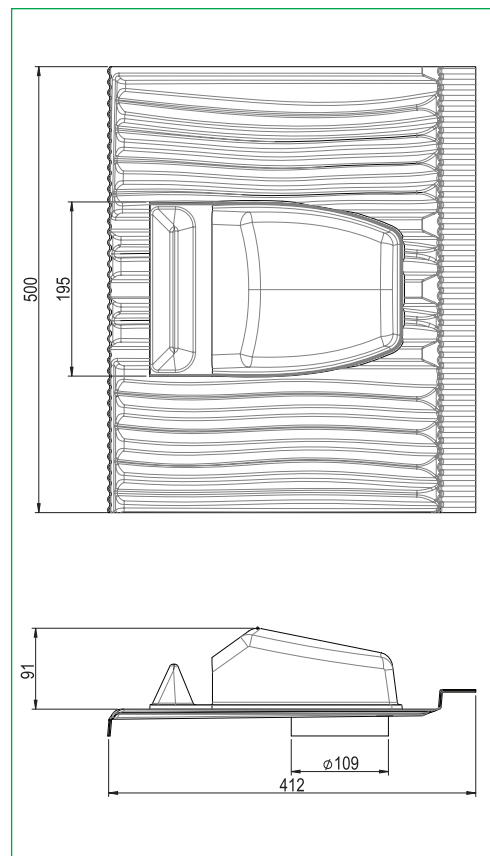
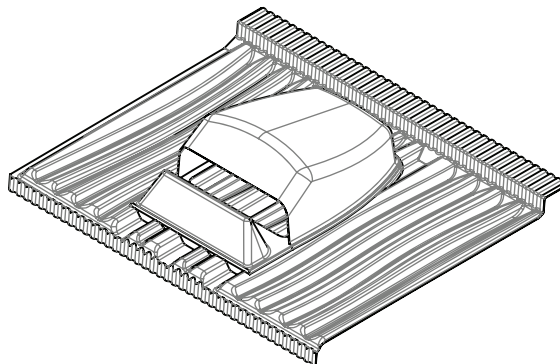
Material	High Impact Polystyrene
Pipe fixed	Ø75mm
Roof Pitch	15°-60°
Effective Space	7,500 mm ² ventilation area
Weight	1.0kg

Products & Accessories

Part Number	Description	Image
LV75SHAKE	LV75 Roof Space Vent to fit Metrotile Shake or Royal roof profile	
LV75CLASS	LV75 Roof Sapce Vent to fit Metrotile Classic roof profile	
LV75TUDOR	LV75 Roof Space Vent to fit Metrotile Tudor roof profile	
UV2000	Underlay penetration sleeve with insect grille	

Dimensions

LV75 Shake/Royal Roof Space Vent



Metrotile
ROOFING SYSTEMS

*New Zealand's most experienced
roofing brand*

