

Dulux Aquanamel Gloss

NZDD1027

Part A	542 Line
Approvals	Environmental Choice Certified.

Description

DULUX Aquanamel Gloss is a premium quality water based interior and exterior acrylic enamel, that dries to a tough finish. This product is so resistant that common marks are able to be removed virtually without trace. It resists knocking, chipping and yellowing and is highly recommended for walls, doors, architraves, timber trim and skirting boards as an alternative to enamels, and is ideal for bathrooms, kitchens and laundries.

- Features**
- Water based
 - Resists marking
 - Hard / scuff resistant
 - Non Yellowing






- Benefits**
- Ease of application, quick drying, clean up in water
 - Most marks can be removed with common household cleaners
 - Use as an enamel replacement

Uses

DULUX Aquanamel Gloss can be applied on properly prepared and primed / undercoated paper faced wallboard, cement bricks, set plaster, fibrous plaster, bare timber and previously painted surfaces, or where a durable mark and moisture resistant finish is required.

Performance Guide

Weather	Interior and exterior use	Heat Resistance	Softens at temperatures over 70C
Water	Suitable for use in wet areas.	Solvent	Sensitive to aromatic hydrocarbons and alcohols
Abrasion	Excellent wet and dry burnish resistance		

Typical Properties																											
Gloss Level	75 at 60 degrees	Thinner	Water																								
Colour	Can be tinted to a wide range of colours.																										
Dulux Colour Base	BLACK, BLUE BASE, BOLD YELLOW, DEEP, EXTRA BRIGHT, ORANGE, TRUE RED, ULTRA DEEP, VIVID WHITE																										
Components	1	Number Of Coats	2																								
Toxicity	Lead free. Dry film is non-toxic.	V.O.C. Level	73 g/L																								
Touch Dry	30 minutes																										
Clean Up	 Water																										
Clean Up Description	Cleanup all equipment using water.																										
Application Method	    Air Spray Airless Spray Brush Roller																										
Application Conditions	<table border="0" style="width: 100%;"> <tr> <td style="text-align: right;">Solids By Volume</td> <td style="text-align: center;">37</td> <td></td> <td></td> </tr> <tr> <td></td> <td style="text-align: center;">Min</td> <td style="text-align: center;">Max</td> <td style="text-align: center;">Recommended</td> </tr> <tr> <td style="text-align: right;">Wet Film Per Coat (microns)</td> <td></td> <td></td> <td style="text-align: center;">62</td> </tr> <tr> <td style="text-align: right;">Dry Film Per Coat (microns)</td> <td></td> <td></td> <td style="text-align: center;">23</td> </tr> <tr> <td style="text-align: right;">Recoat Time (min)</td> <td style="text-align: center;">2 hours</td> <td style="text-align: center;">Indefinite</td> <td></td> </tr> <tr> <td style="text-align: right;">Theoretical Spread Rate (m²/L)</td> <td></td> <td></td> <td style="text-align: center;">16</td> </tr> </table>			Solids By Volume	37				Min	Max	Recommended	Wet Film Per Coat (microns)			62	Dry Film Per Coat (microns)			23	Recoat Time (min)	2 hours	Indefinite		Theoretical Spread Rate (m²/L)			16
Solids By Volume	37																										
	Min	Max	Recommended																								
Wet Film Per Coat (microns)			62																								
Dry Film Per Coat (microns)			23																								
Recoat Time (min)	2 hours	Indefinite																									
Theoretical Spread Rate (m²/L)			16																								

Application Guide	
Surface Preparation	<ul style="list-style-type: none"> ▪ PREVIOUSLY PAINTED SURFACES Wash down with sugar soap and rinse with clean water to remove any dirt, oil or grease. Scrape and sand any loose, peeling or flaking paint. Fill any cracks with a suitable filler. Sand gloss and semi gloss finishes to allow a sound surface before top coating. Dust off then apply one coat of Dulux Prepcoat Acrylic Sealer Undercoat to any areas which have been repaired or which have an uneven gloss level. Apply one coat of Dulux Prepcoat Acrylic Primer Sealer Undercoat or Dulux 1 Step Water Based to any areas of bare timber. BARE PAPERFACED WALLBOARD, CEMENT & BRICK Brush down to remove any surface dust. Apply one coat of Dulux Prepcoat Acrylic Sealer Undercoat. BARE SET PLASTER & FIBROUS PLASTER Brush down to remove any surface dust. For best results apply one coat of Dulux Prepcoat Sealer Binder. BARE TIMBER Sand smooth. Dust off. Apply one coat of Dulux Prepcoat Acrylic Primer Undercoat or Dulux 1 Step Water Based NB: All sanding dusts can be harmful and appropriate protection should be worn. In particular, dusts from old lead or chromate based paints or old asbestos containing building materials can be harmful to health if inhaled or ingested. Seek expert advice if the presence of these materials is suspected.
Application Procedure And Equipment	<ul style="list-style-type: none"> ▪ Brush, roller, conventional and airless spray. ▪ Stir contents thoroughly before and during use with a broad flat stirrer using an upward lifting action. <p>Apply two coats of Dulux Aquanamel Gloss ensuring that the first coat is completely dry before applying the second.</p> <p>Thinning is not normally required, but if the conditions are hot and windy, up to 50mL per litre of Dulux Hot Weather Thinners may be added to ease application.</p> <p>Brush / Roller : Apply a full even coat direct from the can. Prewet brushes and rollers with water before commencing application. Avoid excessive brushing or rolling back into the paint which has been drying for more than three minutes. Poor quality or worn brushes and rollers can affect the final finish achieved.</p> <p>Conventional / Airless Spray : Suitable for application by conventional or airless spray equipment. Up to 100mL per litre of water may be added for application by conventional spray and up to 30mL per litre of water for airless spray to aid atomisation.</p>

Health And Safety			
MSDS Number	21013	Using Safety Precautions	For detailed information refer to the product label and the current Material Safety Data Sheet available through DULUX NZ Sales and Customer Services.
MSDS Link	http://duluxgroupmsds/pdf/SHES-EN-CDS-020-00000021013.pdf		
Health Effects	Splashes to the eye may cause eye irritation. When spraying, inhalation of mists may produce respiratory irritation.	Protective Equipment	Wear eye protection and when spraying wear a suitable mask.
Disposal	Do not contaminate stormwater with product or product washings. Do not pour product down the drain. Unwanted product should be brushed out on newspaper, allowed to dry and then disposed of via domestic waste collection. Empty containers should be left open in a well ventilated area to dry out. When dry, recycle the container via recycling programmes. Disposal of empty paint containers via recycling programmes may differ between local authorities. Check with your local council first.		
In the case of emergency, please call 0800 734 607			

Precautions And Limitations
<p>Do not apply paint if the temperature is below 10°C or likely to fall below 10°C during the drying period.</p> <p>Do not apply paint if Relative Humidity is above 85% or temperature is within 3°C of Dew Point.</p> <p>Do not apply if the surface temperature is greater than 40°C or below 10°C, or likely to fall below 10°C during the application or drying period.</p> <p>Caution - Check with your substrate manufacturer before painting colours of LRV<40</p>

Transport And Storage			
Pack A	542 Line	Shipment Name	Not dangerous goods: no special transport requirements
Size		Weight	
1 Litre		1.4Kg	
2 Litre		2.8Kg	
4 Litre		5.3Kg	
Flash Point	NA	UN Number	NA
Dangerous Goods Class	NA	Package Group	NA

Disclaimer

Dulux, Selleys and Other marks followed by ® are registered trademarks. Marks followed by the symbol of ™ are trademarks.

The data provided within the Duspec system is correct at the time of publication, however it is the responsibility of those using this information to check that it is current prior to specifying or using any of these coating/product systems.

DISCLAIMER: Any advice, recommendation, information, assistance or service provided by any of the divisions of DuluxGroup (New Zealand) Pty Ltd or its related entities (collectively, DuluxGroup) in relation to goods manufactured by it or their use and application is given in good faith and is believed by DuluxGroup to be appropriate and reliable. However, any advice, recommendation, information, assistance or service provided by DuluxGroup is provided without liability or responsibility PROVIDED THAT the foregoing shall not exclude, limit, restrict or modify the right entitlements and remedies conferred upon any person or the liabilities imposed upon DuluxGroup by any condition or warranty implied by Commonwealth, State or Territory Act or ordinance void or prohibiting such exclusion limitation or modification. Coating/product systems can be expected to perform as indicated on the Duspec Spec Sheet so long as applications and application procedures of the individual products are followed as recommended on the appropriate Product data Sheet. "DuluxGroup" "Dulux" "Selleys" "Berger" "Berger Gold Label" "Hadrian" "Walpamur" "Levene" "Acratex" and Other marks followed by ® are registered trademarks. Marks followed by the symbol ™ are trademarks.

Please note that this document is only valid for 60 days from the date of issue.

DuluxGroup (New Zealand) Pty Ltd 150 Hutt Park Road NZ ACN 133 404 118