



1100/1200 Series

Entrance handles



The Legge range of entrance handles have been designed for use on commercial applications, including interior and exterior doors for retail, educational, institutional, governmental, medical, public buildings, or residential homes.

The Legge entrance handle range includes the 1100 and 1200 series of tubular and square designs. Entrance handles can be fixed to timber, aluminium or glass doors.

Features

- Satin stainless steel Grade 304 construction
- Suitable for back to back or single installation
- Concealed grub screw fixing
- Custom sizes available on request
- The 10 year warranty provides specifiers and users with assured quality and performance

Specification guide

| | | | |
|---|---|------------------------------------|--|
| Design code refer following pages for handle designs | Finish Satin stainless steelSSS Polished stainless steelPSS | Size code refer following pages | Fixing option refer following pages |
|---|---|------------------------------------|--|

- Design code
Select the required design code e.g. 1195 1195
- Finish
Select the desired finish e.g. Satin stainless steel 1195SSS
- Handle size
Select the desired size - refer following pages e.g. -01 1195SSS-01
- Fixing options
Select the desired fixing option - refer following pages e.g. -H for timber door 1195SSS-01-H

Drilling details

| Door type | Tube size ϕ | Hole size |
|-----------|------------------|-----------|
| Timber | 32 and 38mm | 10mm |
| Aluminium | 32 and 38mm | 10mm |
| Glass | 32 and 38mm | 14mm |

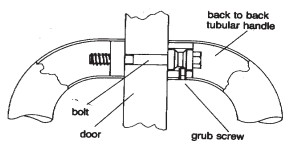
Specifications

| | |
|-----------------------|--|
| Door thickness | Timber & aluminium: 30mm to 50mm Glass: 8mm to 12mm |
| Door type | Timber, aluminium or glass |
| Fixing centres | Refer to individual handle dimensions |
| Fixing | Bolt through or optional face fix |
| Materials | Stainless steel grade 304 |
| Finishes | Satin stainless steel, polished stainless steel |
| Warranty | 10 year mechanical |

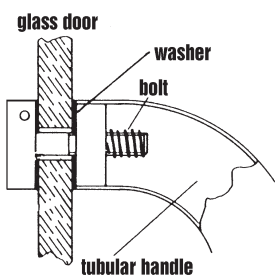
Fixing detail

Standard fixing

Multi fix for timber, aluminium, or glass doors

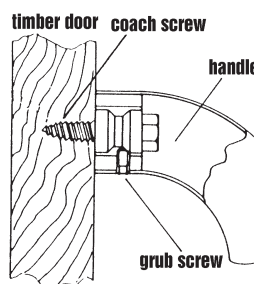


F fixing options



Suitable for timber, aluminium or glass doors ϕ 25mm, ϕ 32mm or ϕ 38mm x 8mm bolt

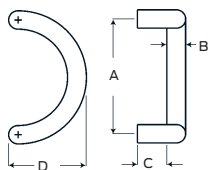
H fixing options



Suitable for timber doors

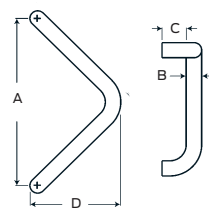
Note: F & H fixing are for attaching 1/2 set handles. F & H fixing options suitable for round section handles. H fixing option suitable for box section handles

1111



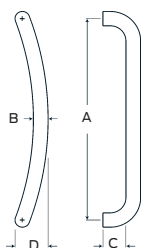
| Code | A | B | C | D |
|------|------|-----|----|-----|
| -01 | 200€ | 32ø | 50 | 177 |
| -02 | 250€ | 32ø | 50 | 202 |
| -03 | 300€ | 32ø | 50 | 227 |
| -04 | 350€ | 32ø | 50 | 270 |
| -05 | 400€ | 32ø | 50 | 275 |

1141



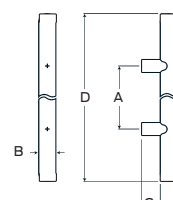
| Code | A | B | C | D |
|------|------|-----|----|-----|
| -01 | 354€ | 32ø | 50 | 250 |
| -02 | 424€ | 32ø | 50 | 300 |
| -03 | 424€ | 38ø | 60 | 300 |

1192



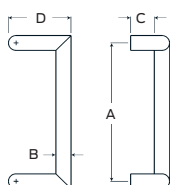
| Code | A | B | C | D |
|------|------|-----|----|-----|
| -01 | 450€ | 32ø | 50 | 72 |
| -02 | 600€ | 32ø | 50 | 112 |

1195



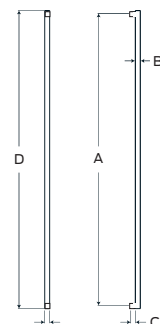
| Code | A | B | C | D | Code | A | B | C | D |
|------|------|-----|----|-----|------|-------|-----|----|------|
| -01 | 100€ | 32ø | 35 | 300 | -05 | 800€ | 32ø | 35 | 1000 |
| -08 | 100€ | 38ø | 50 | 300 | -12 | 800€ | 38ø | 50 | 1000 |
| -02 | 250€ | 32ø | 35 | 450 | -06 | 1000€ | 32ø | 35 | 1200 |
| -09 | 250€ | 38ø | 50 | 450 | -13 | 1000€ | 38ø | 50 | 1200 |
| -03 | 400€ | 32ø | 35 | 600 | -14 | 1300€ | 38ø | 50 | 1500 |
| -10 | 400€ | 38ø | 50 | 600 | -07 | 1300€ | 32ø | 35 | 1500 |
| -04 | 600€ | 32ø | 35 | 800 | -16 | 1300€ | 50ø | 50 | 1500 |
| -11 | 600€ | 38ø | 50 | 800 | -15 | 1800€ | 38ø | 50 | 2000 |

1197



| Code | A | B | C | D |
|------|------|-----|----|-----|
| -01 | 300€ | 32ø | 50 | 132 |
| -04 | 300€ | 38ø | 60 | 138 |
| -05 | 400€ | 38ø | 60 | 138 |
| -02 | 450€ | 32ø | 50 | 132 |
| -03 | 600€ | 32ø | 50 | 138 |
| -06 | 600€ | 38ø | 60 | 138 |

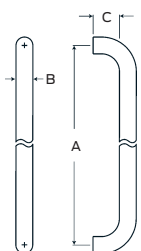
1213



| Code | A | B | C | D |
|------|------|----|----|-----|
| -01 | 300€ | 25 | 35 | 325 |
| -02 | 450€ | 25 | 35 | 475 |
| -03 | 600€ | 25 | 35 | 625 |
| -04 | 750€ | 25 | 35 | 800 |

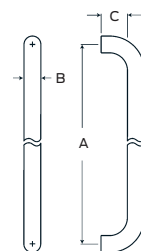
Not available as 1/2 set with F Fixing

1221



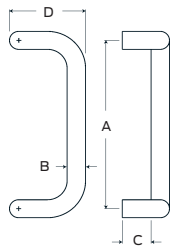
| Code | A | B | C | Code | A | B | C |
|------|------|-----|----|------|-------|-----|----|
| -01 | 200€ | 25ø | 50 | -10 | 900€ | 32ø | 50 |
| -02 | 300€ | 25ø | 50 | -11 | 1000€ | 32ø | 50 |
| -03 | 450€ | 25ø | 50 | -12 | 300€ | 38ø | 50 |
| -04 | 600€ | 25ø | 50 | -13 | 450€ | 38ø | 50 |
| -05 | 200€ | 32ø | 50 | -14 | 600€ | 38ø | 50 |
| -06 | 300€ | 32ø | 50 | -15 | 750€ | 38ø | 50 |
| -07 | 450€ | 32ø | 50 | -16 | 900€ | 38ø | 50 |
| -08 | 600€ | 32ø | 50 | -17 | 1000€ | 38ø | 50 |
| -09 | 750€ | 32ø | 50 | -18 | 2000€ | 38ø | 50 |

1222



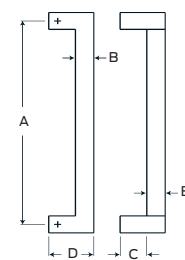
| Code | A | B | C | Code | A | B | C |
|------|------|-----|----|------|-------|-----|----|
| -01 | 200€ | 25ø | 50 | -10 | 900€ | 32ø | 50 |
| -02 | 300€ | 25ø | 50 | -11 | 1000€ | 32ø | 50 |
| -03 | 450€ | 25ø | 50 | -12 | 300€ | 38ø | 50 |
| -04 | 600€ | 25ø | 50 | -13 | 450€ | 38ø | 50 |
| -05 | 200€ | 32ø | 50 | -14 | 600€ | 38ø | 50 |
| -06 | 300€ | 32ø | 50 | -15 | 750€ | 38ø | 50 |
| -07 | 450€ | 32ø | 50 | -16 | 900€ | 38ø | 50 |
| -08 | 600€ | 32ø | 50 | -17 | 1000€ | 38ø | 50 |
| -09 | 750€ | 32ø | 50 | -18 | 2000€ | 38ø | 60 |

1231



| Code | A | B | C | D |
|------|-------|-----|----|-----|
| -01 | 200€ | 32ø | 50 | 135 |
| -02 | 250€ | 32ø | 50 | 132 |
| -03 | 300€ | 32ø | 50 | 132 |
| -04 | 350€ | 32ø | 50 | 132 |
| -05 | 450€ | 32ø | 50 | 132 |
| -06 | 600€ | 32ø | 50 | 132 |
| -07 | 750€ | 32ø | 50 | 132 |
| -08 | 1000€ | 32ø | 50 | 132 |
| -09 | 1200€ | 32ø | 50 | 132 |
| -10 | 1500€ | 32ø | 50 | 132 |

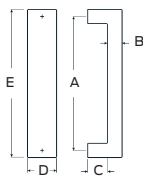
1244



| Code | A | B | C | D |
|------|-------|----|----|----|
| -01 | 300€ | 25 | 35 | 60 |
| -02 | 450€ | 25 | 35 | 60 |
| -03 | 600€ | 25 | 35 | 60 |
| -04 | 750€ | 25 | 35 | 60 |
| -05 | 900€ | 25 | 35 | 60 |
| -06 | 1000€ | 25 | 35 | 60 |

Not available as 1/2 set with F fixing

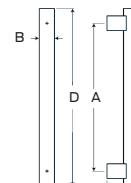
1246



| Code | A | B | C | D | E |
|------|-------|----|----|----|------|
| -01 | 300€ | 25 | 35 | 50 | 320 |
| -02 | 450€ | 25 | 35 | 50 | 470 |
| -03 | 600€ | 25 | 35 | 50 | 620 |
| -04 | 750€ | 25 | 35 | 50 | 770 |
| -05 | 900€ | 25 | 35 | 50 | 920 |
| -06 | 1000€ | 25 | 35 | 50 | 1020 |
| -07 | 1200€ | 25 | 35 | 50 | 1220 |
| -08 | 1500€ | 25 | 35 | 50 | 1520 |

Not available as 1/2 set with F fixing

1284



| Code | A | B | C | D |
|------|-------|-----|----|------|
| -01 | 300€ | 32ø | 35 | 380 |
| -07 | 300€ | 38ø | 35 | 380 |
| -02 | 450€ | 32ø | 35 | 530 |
| -08 | 450€ | 38ø | 35 | 530 |
| -03 | 680€ | 32ø | 35 | 600 |
| -09 | 680€ | 38ø | 35 | 600 |
| -04 | 900€ | 32ø | 35 | 980 |
| -10 | 900€ | 38ø | 35 | 980 |
| -05 | 1200€ | 32ø | 35 | 1280 |
| -11 | 1200€ | 38ø | 35 | 1280 |
| -06 | 1500€ | 32ø | 35 | 1580 |
| -12 | 1500€ | 38ø | 35 | 1580 |
| -13 | 2000€ | 38ø | 35 | 2080 |

Not available as 1/2 set with F fixing

1285



| Code | A | B | C | D | E |
|------|-------|-----|----|------|-----|
| -01 | 300€ | 32ø | 35 | 380 | 35€ |
| -07 | 300€ | 38ø | 35 | 380 | 35€ |
| -02 | 450€ | 32ø | 35 | 530 | 35€ |
| -08 | 450€ | 38ø | 35 | 530 | 35€ |
| -03 | 600€ | 32ø | 35 | 680 | 35€ |
| -09 | 600€ | 38ø | 35 | 680 | 35€ |
| -04 | 900€ | 32ø | 35 | 980 | 35€ |
| -10 | 900€ | 38ø | 35 | 980 | 35€ |
| -05 | 1200€ | 32ø | 35 | 1280 | 35€ |
| -11 | 1200€ | 38ø | 35 | 1280 | 35€ |
| -06 | 1500€ | 32ø | 35 | 1580 | 35€ |
| -12 | 1500€ | 38ø | 35 | 1580 | 35€ |
| -13 | 2000€ | 38ø | 35 | 2080 | 35€ |

Not available as 1/2 set with F fixing