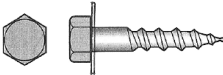


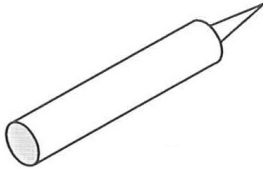


SEMI FRAMELESS ALUMINIUM POSTS

Fixings for Metro Posts

Product	Code	Description	Each
	WF-160	For Timber Fix, Face Mount Posts M10 x 160 coach screw x 20mm diameter Washer 316SS	
	WF-180	For Timber Fix, Top Mount Posts M10 x 180 coach screw x 20mm diameter Washer 316SS	
	DA-100	For Concrete Fix Top Mount Posts Dynabolt, anchor 10mm diameter 316SS	
	RD-115	For Concrete Fix Top Mount Posts (Epcon anchor). M10 x 115mm threaded rod with dome nut x 20mm diameter. 316SS	
	RD-190	For Concrete Fix Face Mount Posts (Epcon anchor). M10 x 195mm threaded rod with dome nut x 20mm diameter. 316SS	
	RD-120	For Concrete Fix Top Mount Posts (Epcon anchor). M12 x 120mm threaded rod with dome nut x 20mm diameter. 316SS	
	Sika-Super	Sika Supergrip 2 hour Super bond for timber fixing. Fits standard cartridge gun.	
	Sika-1	Masonry Anchor Fix Sika-1 Fits standard cartridge gun.	