

SIMX INLINE CENTRIFUGAL 3 SPEED FANS

HIGH PERFORMANCE MODELS

Duct Size	Model	Performance @ Speed 3	Order Code
150mm	3 Speed	124 l/s, 445m ³ /hr	FAN0921
200mm	3 Speed	208 l/s, 750m ³ /hr	FAN0997

- Suitable for a variety of domestic and commercial applications, these inline centrifugal fans provide high performance at your preset choice of speed.
- Supported by a 2 year warranty.

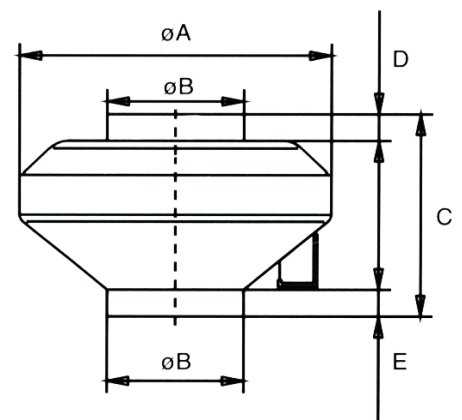
Please note: Can be used for supply or extract.



Simx Inline Centrifugal 3 Speed Fan

DIMENSION INFORMATION (MM)

Model	A	B	C	D	E
150mm	340	150	280	50	75
200mm	340	200	280	50	75

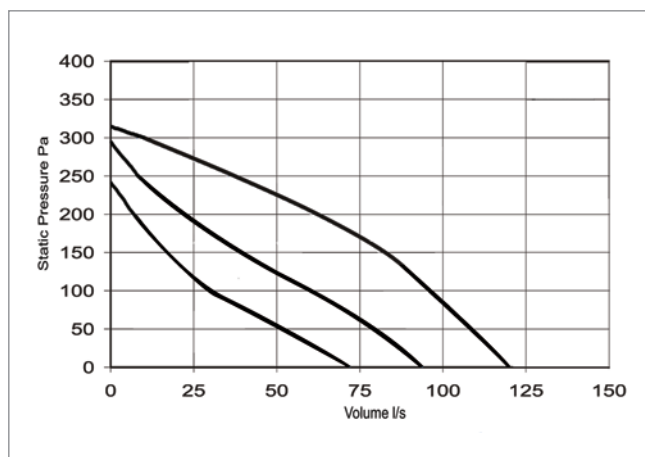


Dimensions - Simx Inline Centrifugal 3 Speed Fan

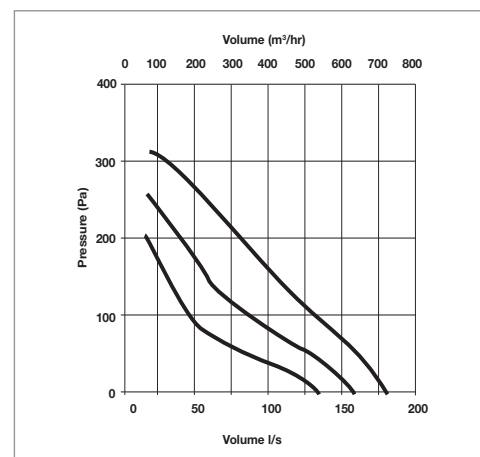
TECHNICAL SPECIFICATION & PERFORMANCE DATA

Models	150mm	200mm
Voltage/Freq (50hz)	220 - 240V	220 - 240V
Fan Performance Speed 1	72 l/s, 260m ³ /hr	120 l/s, 433m ³ /hr
Fan Performance Speed 2	102 l/s, 367m ³ /hr	161 l/s, 580m ³ /hr
Fan Performance Speed 3	124 l/s, 445m ³ /hr	208 l/s, 750m ³ /hr
Fan Wattage (at high speed)	57W	105W
Current (A) (at high speed)	0.26	0.47
Fan Speed (at high speed)	2450 RPM	2500 RPM
Sound Level*	43 dB(A)	56 dB(A)
Ambient Temp	50°C	70°C

* dB(A) - measured 1m free field.



Performance - 150mm 3 Speed



Performance - 200mm 3 Speed